

**esPattio**

**TECHNICAL FEATURES**

**LIBRO**

By Pearson Lloyd



## Shelf LIBRO



### Structures

The structures are made of 12 mm diameter and 2 mm thick steel tube. These structures shape the shelving unit and are joined together by the boards and their corresponding bolts. Tube-to-tube connections are accomplished through TIG welding, ensuring strong connections and a quality finish synonymous with esPattio.

### Shelves

The boards feature a 12 mm thick MDF core, available in oak finish or lacquered in different esPattio colors. They consist of shelves, each forming the levels of the shelves, including an optional continuous ceiling that helps accommodate height differences in the upper shelves of each unit due to potential uneven surfaces. Additionally, there are stiffeners that provide stability to the structure after passing 2 levels. The shelves have four bolts that allow for positioning these with the structures and uniting one structure to another, using quick clip nuts. These boards can support a weight of 1 kg/dm<sup>2</sup>.

### Baseboard

The baseboard comprises a 30 mm thick MDF core with a black lacquer finish. This board serves as the primary stability source for our structure, acting as a counterbalance to prevent possible tipping. The stability is reinforced by anti-slip levellers, which hinder movement on the floor and can correct potential unevenness, ensuring that the entire baseboard is at the same level. The main connection between shelves is established through the baseboards via a double cam lock.

### Plastic Components

Plastic components house various elements, reinforcing the connection between unit structures, ensuring height continuity between the upper shelves of each unit in case of uneven surfaces, and fulfilling aesthetic functions like covering the bolts that join different structures.

## Packaging

The table is delivered packed in an individual box that protects it during transport. The cardboard used in this box is 100% recyclable.

## 5-year warranty

► [Warranty terms and conditions](#)

## Maintenance and cleaning of products

EsPattio provides recommendations to the user so that their products always look new and in excellent condition.

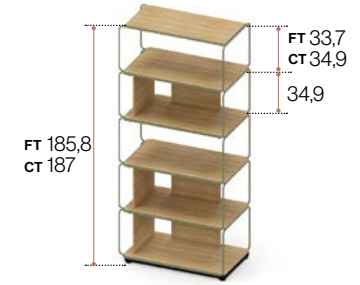
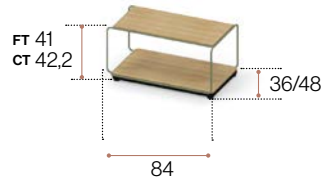
As a general rule, we recommend the use of environmentally friendly cleaning agents. Please follow the cleaning product manufacturer's instructions.

► [Information](#)

Dimensions

FINAL TOP: FT  
CONTINUOUS TOP: CT

**Individual/initial shelf**

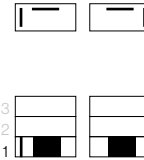


cm

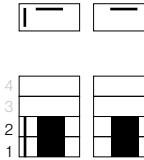
**Final shelf**



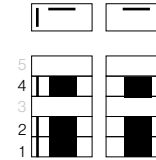
**Position of screens**



To ensure the stability of the shelf, the vertical screens must always be installed in the lower area of the shelf between the floor and the first shelf.



To ensure the stability of the shelf, the vertical screens must always be installed in the lower area of the shelf, between the floor and the first shelf and between the first shelf and the second.



To ensure the stability of the shelf, the vertical screens must always be installed in the lower area of the shelf, between the floor and the first shelf and between the first shelf and the second and in the penultimate section, that is, between the third and fourth shelves.

**Intermediate add on shelf**



**Position of screens**



To ensure the stability of the shelf, the vertical screens must always be installed in the lower area of the shelf between the floor and the first shelf.

The add on shelf is reversible.



To ensure the stability of the shelf, the vertical screens must always be installed in the lower area of the shelf, between the floor and the first shelf and between the first shelf and the second.

The add on shelf is reversible.



To ensure the stability of the shelf, the vertical screens must always be installed in the lower area of the shelf, between the floor and the first shelf and between the first shelf and the second and in the penultimate section, that is, between the third and fourth shelves.

The add on shelf is reversible.

## Dimensions


### INDIVIDUAL/INITIAL ASYMMETRIC SHELF - 36 CM DEPTH

	kg		<input type="checkbox"/>
1 module h:41	19,50kg	0,1514m <sup>3</sup>	1
2 modules h: 77,2	31,00kg	0,327m <sup>3</sup>	3
3 modules h: 113,4	40,00kg	0,3402m <sup>3</sup>	3
4 modules h: 149,6	43,50kg	0,3561m <sup>3</sup>	3
5 modules h: 185,8	49,5kg	0,3694m <sup>3</sup>	3


### INTERMEDIATE ADD ON SHELF - 36 CM DEPTH

	kg		<input type="checkbox"/>
1 module h:41	16,50kg	0,1514m <sup>3</sup>	1
2 modules h: 77,2	28,50kg	0,3106m <sup>3</sup>	3
3 modules h: 113,4	37,00kg	0,3402m <sup>3</sup>	3
4 modules h: 149,6	42,50kg	0,3561m <sup>3</sup>	4
5 modules h: 185,8	52,50kg	0,5264m <sup>3</sup>	4


### FINAL ASYMMETRIC SHELF - 36 CM DEPTH

	kg		<input type="checkbox"/>
1 module h:41	16,50kg	0,1514m <sup>3</sup>	1
2 modules h: 77,2	27,50kg	0,327m <sup>3</sup>	3
3 modules h: 113,4	36,00kg	1,7316m <sup>3</sup>	3
4 modules h: 149,6	42,50kg	0,3402m <sup>3</sup>	3
5 modules h: 185,8	48,50kg	0,3561m <sup>3</sup>	3


### INDIVIDUAL/INITIAL ASYMMETRIC SHELF - 48 CM DEPTH

	kg		<input type="checkbox"/>
1 module h:41	24,50kg	0,1968m <sup>3</sup>	1
2 modules h: 77,2	37,50kg	0,4298m <sup>3</sup>	3
3 modules h: 113,4	47,00kg	0,4478m <sup>3</sup>	3
4 modules h: 149,6	54,00kg	0,4693m <sup>3</sup>	3
5 modules h: 185,8	61,00kg	0,4872m <sup>3</sup>	3

### INTERMEDIATE ADD ON SHELF - 48 CM DEPTH

	kg		<input type="checkbox"/>
1 module h:41	21,00kg	0,1968m <sup>3</sup>	1
2 modules h: 77,2	38,00kg	0,4298m <sup>3</sup>	3
3 modules h: 113,4	47,00kg	0,4478m <sup>3</sup>	3
4 modules h: 149,6	53,00kg	0,6772m <sup>3</sup>	4
5 modules h: 185,8	61,00kg	0,6951m <sup>3</sup>	4

### FINAL ASYMMETRIC SHELF - 48 CM DEPTH

	kg		<input type="checkbox"/>
1 module h:41	21,00kg	0,1968m <sup>3</sup>	1
2 modules h: 77,2	33,00kg	0,4298m <sup>3</sup>	2
3 modules h: 113,4	42,00kg	0,4478m <sup>3</sup>	3
4 modules h: 149,6	49,00kg	0,4693m <sup>3</sup>	3
5 modules h: 185,8	56,00kg	0,4872m <sup>3</sup>	3



## Life cycle analysis



PLB06

Raw Materials	kg	%
<b>Wood</b>	<b>27,19</b>	<b>76,3</b>
<b>Steel</b>	<b>8,29</b>	<b>23,3</b>
<b>Plastic</b>	<b>0,168</b>	<b>0,5</b>

**% Recycled Mat.= 56,84%**

**% Recyclable Mat.= 89,90%**

## Ecodesign

Results reached during the life cycle stages

### Materials

- Steel: 15%-99% recycled material.
- Wood: 70% of the wood material is recycled, has PEFC/FSC and complies within the E1 standard.
- Plastic: 30%-40% recycled material.
- Podwer painting without COV emissions.
- Staff material without HCFC and certified by Okotext.
- Upholsteries without COV emissions and certified by Okotext.
- Packings: 100% recyclable with inks with no solvents..

### Production

- Raw materials use optimization. Board, upholstery and steel tubes cut.
- Renewable energies use, reducing the CO2 emissions (Photovoltaic pannels).
- Energy saving measures in all production process.
- COV global emission reduction of the production processes by 70%.
- Podwer painting recovery of 93% of the non deposited painting.
- Glue removal from the upholstery.
- The facilities have an internal sewage for liquid waste.
- Green points at the factory.
- 100% waste recycling at production process ans dangerous waste special treatment.

### Transporte

- Cardboard use opmitization of the packings.
- Cardboard and packing materials use reduction.
- Flat packings and small bulks to optimize the space.
- Solid waste compacter which reduces transport and emissions.
- Light volumes and weights.
- Transport fleet renewal reducing by 28% the fuel consumption.
- Suppliers area reduction. Local market power and less pollution at transport.

### Use

- Easy maintenance and cleaning without solvents.
- Forma 5 guarantee.
- The highest quality for materials to provide a 10 year average life of the product.
- Useful life optimization of the product due to a standarized and modular design.
- The boards with no E1 particle emission.

### End life

- Easy unpacking for the recyclability or compound reuse.
- Piece standarization for the use.
- Recycled materials used for products (% recyclability):
- Aluminium is 100% recyclable. Steel is 100% recyclable. Wood is 100% recyclable. Plastics are from 70 to 100% recyclable.
- With no air or water pollution while removing waste.
- Returnable, recyclable and reusable packing.

## Maintenance and cleaning guide

Lines for a correct cleaning and maintenance considering the different materials:

### **Fabrics**

- ① Vacuum often.
- ② Rub the dirty spot with a wet cloth with PH neutral soap.  
Test first on a hidden spot.
- ③ Dry foam for carpets can be alternatively used.

### **Metal pieces**

- ① Rub the dirty spots with a wet cloth with PH neutral soap.
- ② Polished aluminium pieces can have their polish bak by covering and rubbing them with a dry cotton cloth.

### **Plastic pieces**

Rub the dirty spots with a wet cloth with PH neutral soap.  
Do not use abrasive products in any case.