



Montana

CO16 SYSTEM

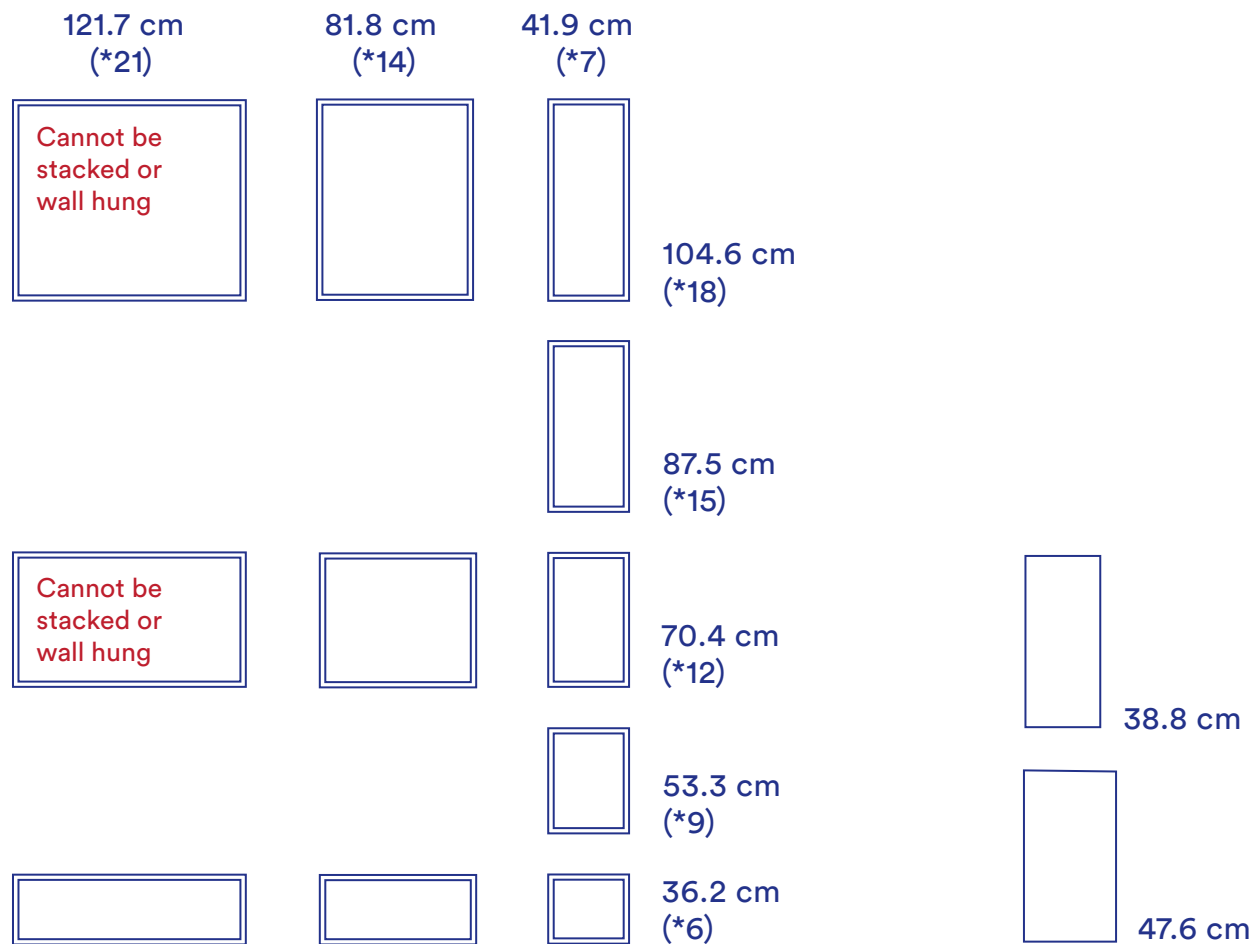
MONTANA ACADEMY

11 modules, 2 depths, 41 colours

Montana CO16 System is an storage design system that lives up to the requirements for flexible interior in the modern office.

The modules can be used in the workplace as storage units, or function as room dividers in a dynamic office environment.



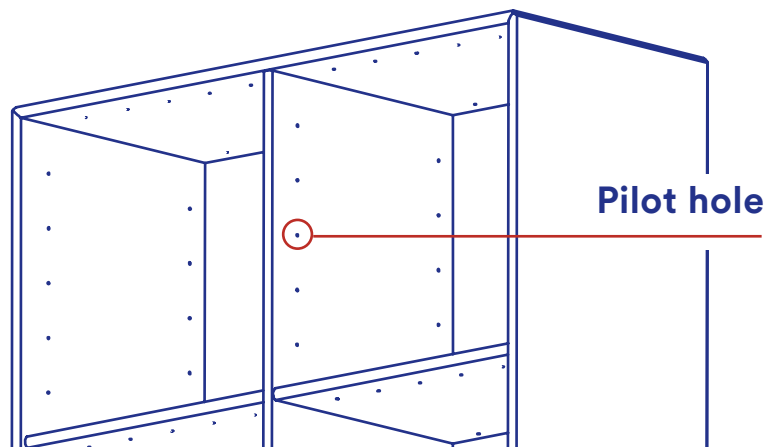


Basic modules -
CO16 Units
 16 mm MDF / 11 sizes

Depth
 2 depths

5.7

Using Montana's star system makes it easy to combine modules and components. 1 star (*) = 5.7 cm which is also the distance between the pilot holes. Inside measurement is same as 12mm system. The outside is not, as the thickness of the sides are 16mm.



*Measurements	Inside	Outside
*1	4.5 cm	7.7 cm
*2	10.2 cm	13.4 cm
*3	15.9 cm	19.1 cm
*4	21.6 cm	24.8 cm
*5	27.3 cm	30.5 cm
*6	33.0 cm	36.2 cm
*7	38.7 cm	41.9 cm
*8	44.4 cm	47.6 cm
*9	50.1 cm	53.3 cm
*10	55.8 cm	59.0 cm
*11	61.5 cm	64.7 cm
*12	67.2 cm	70.4 cm
*13	72.9 cm	76.1 cm
*14	78.6 cm	81.8 cm
*15	84.3 cm	87.5 cm
*16	90.0 cm	93.2 cm
*17	95.7 cm	98.9 cm
*18	101.4 cm	104.6 cm
*19	107.1 cm	110.3 cm
*20	112.8 cm	116.0 cm
*21	118.5 cm	121.7 cm

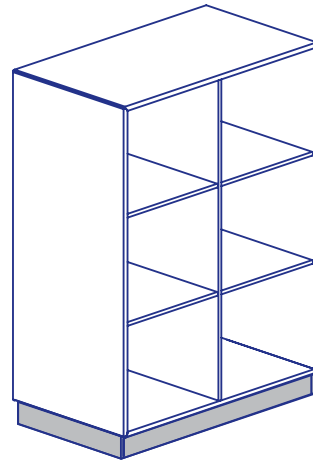
Components, positions and colours

A wealth of components allow you to design your own personal Montana CO16 unit.

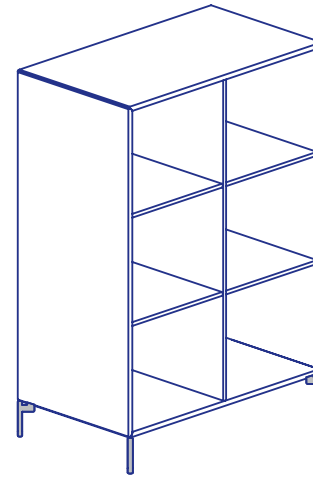
Start with the basic units and build your unit from scratch or go with a pre-configured design. Choose your position, and your extra components matching the function of the unit. 41 colours now await to match the vibe of the space.

Storage units are delivered ready assembled and can be placed on a plinth, legs, castors, base panels or, when fitted with suspension rails, on walls.

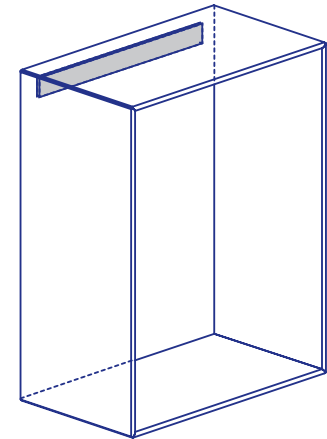




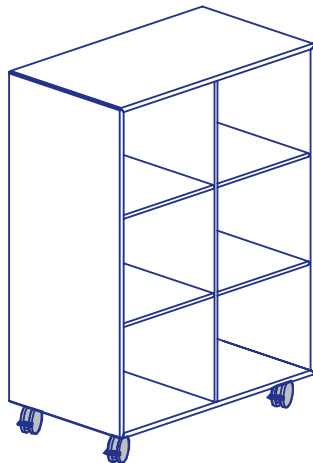
PLINTHS



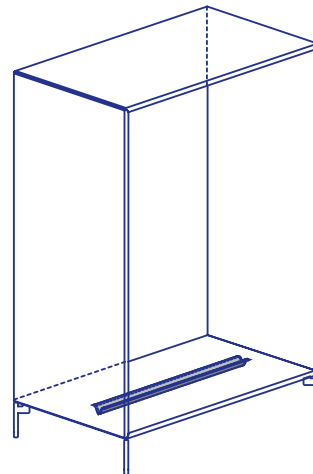
LEGS



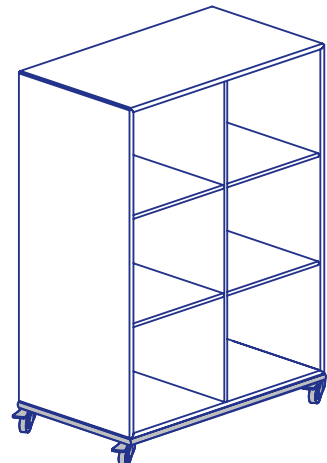
SUSPENSION RAIL



CASTORS



SUPPORT RAILS



BASE SECTION WITH
CASTORS

Montana CO16 System
4 Positions - Castors, Suspenssion, Legs and Plinth



Units with castors

Castors can be mounted under all CO16 units.

Units in width 121.7cm (*21) are fitted with an extra castor in the middle.

Units in width 81.8cm (*14) are fitted with a support rail SSCO16. Support rails for CO16 are in aluminium colour.

Units in width 121.7cm (*21) are fitted with a fifth castor in the middle and without support rail.



Castors

CR70 castors (2 castors are fitted with brakes)

Height: 6.8 cm

CR70 fits plinths of height 7 cm

Colour: Grey/black or black/black

Max load for a set of castors: 80 kg

CR Castors (All castors are fitted with brakes)

Height: 8.9 cm

Colour/Material: Grey/black or black/black/

Plastic castor and soft tracking surface

Max load for a set of castors: 80 kg

SR castors (All castors are fitted with brakes)

Height: 10 cm

Colour/material: Grey/rubber

Max load for a set of castors: 80 kg



Castors

SRCO Castors (All 4 castors are fitted with brakes)

Height: 7.8 cm

Colour/material: Plastic castors with brake and lacquered castor cover, available in all Montana lacquer colours

SRCO cannot be fitted under width *21 units

Max load for a set of castors: 80 kg

Units in width *14 or wider with castors should be fitted with support rail SSCO16.

Units in width 121.7 cm (*21) are fitted with an extra castor in the middle and no support rail.

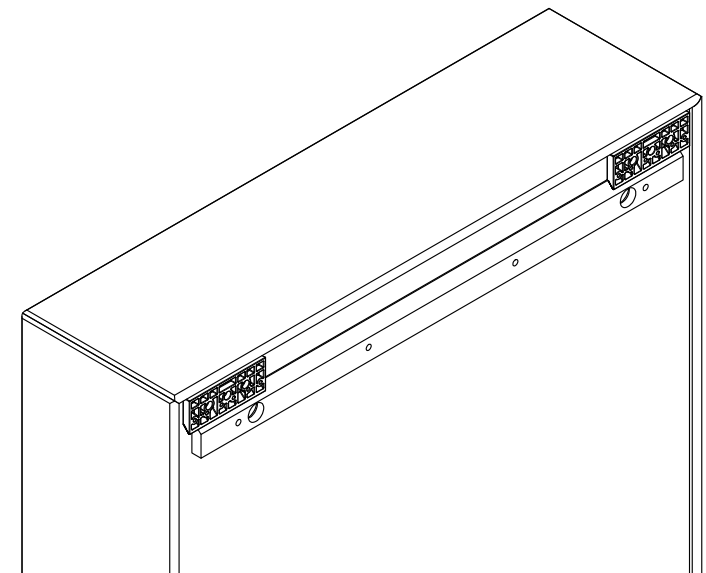



Suspension rail

OP12

Fittings for horizontal adjustment of the unit. It comes with adjustable spacer knobs which allow adjustment to the wall.

Modules in width 121.7 cm (*21) and height *18 and *12 cannot be stacked or be wall hung.



Montana CO16 System
Suspension rail



Plinths

Height: 3 and 7 cm (8-46 cm)

Width: is indicated with the star measurement.

Depth: 2-4 cm shorter than the actual depth of the module to allow space for skirting boards.

Plinths are connected and levelled before placing the modules.

All plinths are fitted with adjustable feet.



Legs




























Height: 12.6 cm (height-adjustable feet up to 20 mm)

Colours: Matt chrome, brass and all 41 Montana lacquer colours.

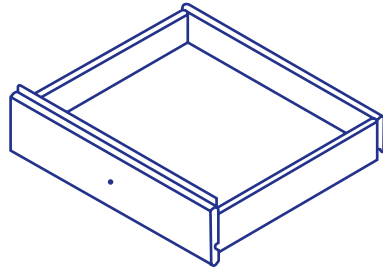
Units: Suited from width 24 cm (*4) to 69.6 cm (*12). Units in width 69.6 cm (*12) must always be fitted with a suspension rail SS60 under the bottom panel.

Mounting: Bushings for mounting included. Legs cannot be mounted under mo-dules with depth 20 cm.

Max load for a set of legs (min. 4): 75 kg

	 Pomelo	 White	 New White	 Snow		 Vanilla
 Oyster	 Mist	 Nordic		 Oat	 White Oak	 Camomile
 Flint		 Clay	 Fjord	 Mushroom	 Ruby	 Acacia
 Azure	 Fennel	 Truffle	 Graphic	 Iris	 Rhubarb	 Cumin
 Monarch	 Parsley	 Coffee	 Coal		 Rosehip	 Amber
 Juniper	 Pine	 Oregano	 Anthracite	 Masala	 Beetroot	 Hokkaido
 Shadow	 Black Jade		 Black	 Black Oak	 Balsamic	 Hazelnut

Montana CO16 System
41 lacquer colours and seven structures available for CO16



**KN1204/
KN2204**

PR and X drawers

Product codes where the first digit is 1 has **CO16/X** drawers.

Product codes where the first digit is 2 has **PROJECT/PR** drawers.

CO16/X drawer

- Pull-out-barrier
- Central locking is possible (L3)
- Enforced four-sided construction

PR/Project drawer

- No pull-out-barrier
- Slightly more space and less expensive
- Three-sided construction
- Manual locks available (L1)

X drawers and PR drawers can not be combined in same basic module.

Pre-configured units

It is possible to add components to pre-configured products with unique product codes. You can't however move around or deduct a component from a pre-configured product code.

Pre-configured basic units are available as:

- Units with CO16/X drawers (including pull-out barrier)
- Units with regular/PR project drawers (without pull-out barrier)
- Units on castors with CO16/X drawers (including pull-out barrier)
- Units on castors with regular/PR project drawers (without pull-out barrier)



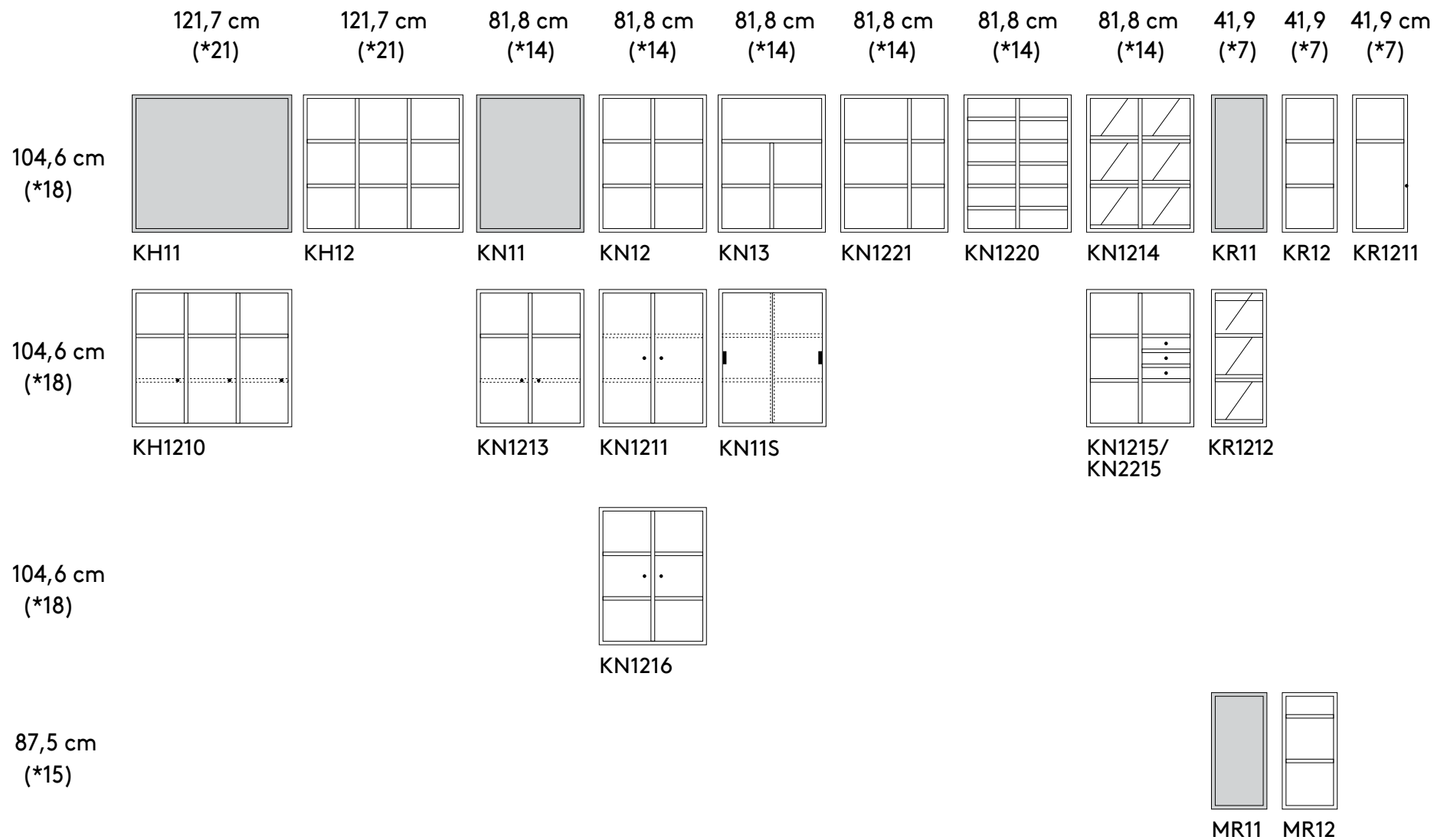
PN1211






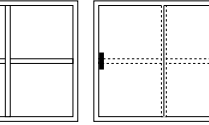

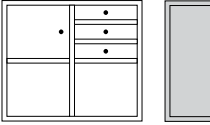
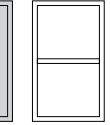

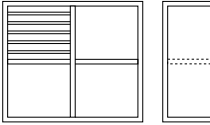

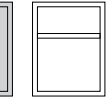


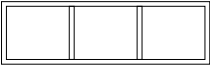

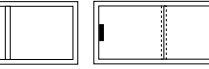
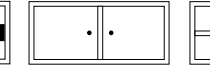
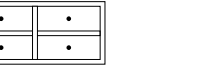


PN12



Montana CO16 System
Drawers & Magazine display

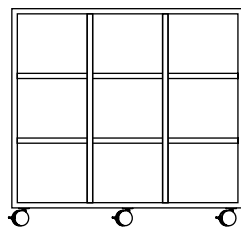


Montana CO16 System
Pre-configured Basic Modules

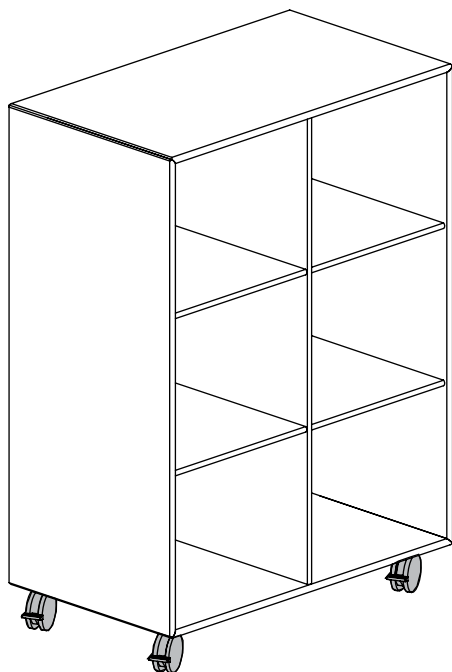
	121,7 cm (*21)	121,7 cm (*21)	81,8 cm (*14)	81,8 cm (*14)	81,8 cm (*14)	81,8 cm (*14)	81,8 cm (*14)	81,8 cm (*14)	41,9 (*7)	41,9 (*7)
70,4 cm (*12)										
	PH11	PH12	PN11	PN12	PN11S			PN1213/ PN2213	PR11	PR12
70,4 cm (*12)										
			PN1214	PN1211						
53,3 cm (*9)										
									QR11	QR12
36,2 cm (*6)										
	SH11	SH12	SN11	SN12	SN11S	SN1211	SN1210/ SN2210		SR11	

Montana CO16 System
Pre-configured Basic Modules


121,7 × 104,6 cm



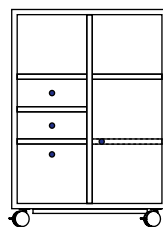
KH1201



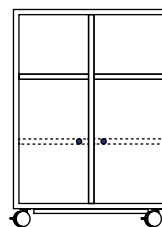
81,8 × 113,8 cm



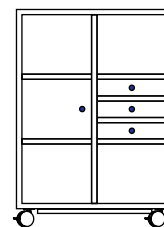
KN1201



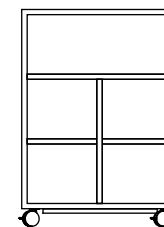
KN1202/
KN2202



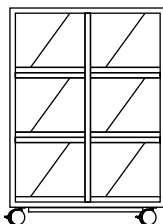
KN1203



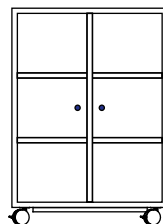
KN1204/
KN2204



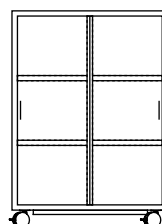
KN1205



KN1207

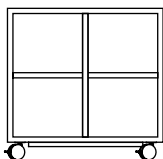


KN1208

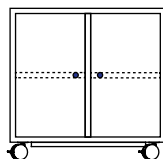


KN11SW

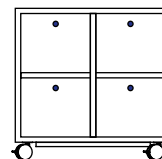
81,8 × 79,6 cm



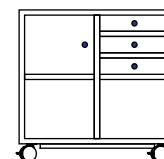
PN1201



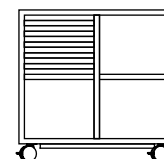
PN1202



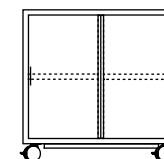
PN1203/
PN2203



PN1204/
PN2204



PN1205



PN11SW

Montana CO16 System
Pre-configured units on castors



Handles

G6 Cylindrical with finger grip.

L: 16 mm, Ø14 mm.

G7 Cylindrical with frosted acrylic disc finger grip.

L: 16 mm, Ø14 mm.

Available in aluminum and in all
Montana lacquer colours.



Top plates

Top plates are available in 16 mm MDF with either
laminate or veneer surface.

Veneer has matching lacquered edges.



Montana CO16 System
Waste/Paper sort insert for CO16 & Suspension file drawer



Montana CO16 System
16 mm top plate in MDF is available in all 41 lacquer colours



Montana CO16 System
Montana CO16 with integrated seating and Living Things



Montana CO16 System
Magazine shelves available in *7



Montana CO16 System
Magnetic coupling for CO16 shelving units with castors

Living Things

Living Things is a plant box in 15 mm water resistant MDF.

A CO16 product length W 81,8 (*14) D 38,8 cm H 30 cm - available in all Montana lacquers. Model no: FLOW14.

The Living Things plant box has no punched holes.

Outer dimensions of the plant box is same as top of KN12 - W 81,8 x D 388 x H 30 cm.

If using the module for plants, it is recommended that the plants be placed on a waterproof underlay. A plastic tray in height 3 cm (FLOB14) is available as loose component.





Montana CO16 System
CO16 Living Things are available in all 41 lacquer colours



Technical info

Load capacity, PR and X drawers,
*system, pilot holes ... all things
to consider when you build a
CO16 storage composition.





Load capacity

Suspension rail

Height	D38.8	D47.8
*6	40 kg	40 kg
*9	40 kg	40 kg
*12	40 kg	40 kg
*15	40 kg	40 kg
*18	40 kg	40 kg

Plinth

Height	D38.8	D47.8
*6	60 kg	60 kg
*9	60 kg	60 kg
*12	60 kg	60 kg
*15	60 kg	60 kg
*18	60 kg	60 kg
*21	60 kg	60 kg



CO16 on legs

Max load capacity 75 kg.

Modules *14 should be fitted with SSCO16 and *21 with SS100 support rail.

CO16 on castors

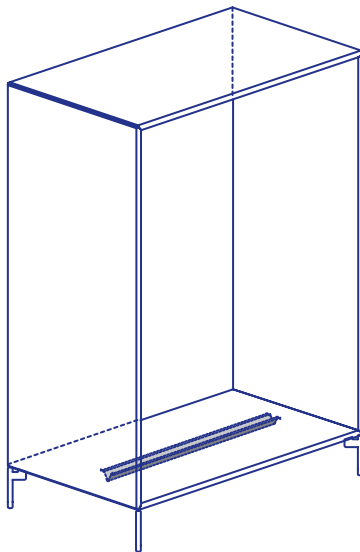
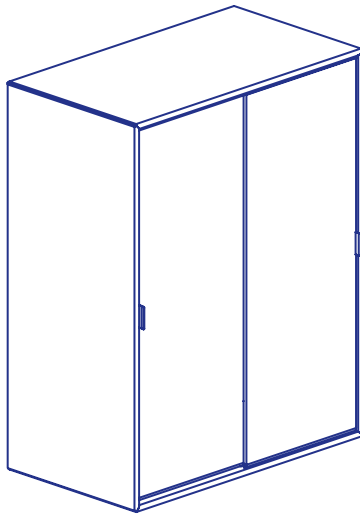
Max load capacity 80 kg.

Modules *14 must be fitted with SSCO16 support rail and *21 with a fifth castor and no suspension rail.

Drawers can load 15 kg.

Shelves

Height	kg
Fixed *7	20
Loose *7	15
Fixed *14	10



Sliding doors & support rails

Units with sliding doors

The doors can be slid together on the left and right sides, and have sandwich handles.

The units have a divider placed centrally behind the doors. Drawers behind sliding doors must always be finished with a shelf above and below the drawer.

Please note that drawers and trays cannot be placed just under the top of the shelf.

Support rails

Support rail SSCO16 must be added under the units in W: 81.8 cm (*14) with castors or legs.

Support rail SS100 must be added under units W: 121.7 sm (*21) with legs. Units H: *18 X W: *21 cannot be mounted with legs.



Internal depth

Internal depth and width measurements are given for the units in the price summaries. All units include a plastic base on the inside, which protects the bottom panel/shelf in the units.

Depth	Open units	Behind doors	Behind sliding doors
38.8 cm	37.3 cm	34.3 cm	33.0 cm
47.6 cm	46.1 cm	43.1 cm	41.8 cm

CASES





AGC BIOLOGICS - Copenhagen
CO16 with Living Things integrated




AGC BIOLOGICS - Copenhagen
CO16 with Living Things integrated



Poul Stig - Copenhagen
CO16 on SRCO castors



Salone del Mobile - Italy
CO16 with locks



Orgatec - Germany
Two-way designs solutions



Raumprobe - Stuttgart, Germany
CO16 Reception desk



Arla Innovation Center - Denmark
Customised letter box and doors on CO16

EU Ecolabel

The EU Ecolabel is a label of environmental excellence. Recognized across Europe and worldwide.

Awarded to products that meet high environmental standards throughout their life cycle. Less waste and less CO₂ during production. Durable, easy to repair and recyclable quality and design.

The EU Ecolabel provides exigent guidelines and offers third party controls and audits.



Unique selling points

- Danish design
- Made in Denmark
- 10 year guarantee
- EU Ecolabel certified
- Scandinavian Craftmanship
- High Quality - Low Impact
- Uniquely Created Colours
- Low "total cost of ownership"
- Total Flexibility
- Future proof



Always updated on..

Montana Digital Showroom

Montana professionals website



Montana